



Camera connection adapter

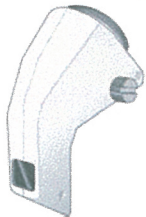


INSTRUCTION MANUAL

For human
For animal

Thank you for your purchase of this camera connection adapter. This product is an option for KOWA PORTABLE SLIT-LAMP and connects with a camera (C mount: 1/2 inch or 1/3 inch) to take and store electric images.

This manual describes how to fit the adapter with KOWA PORTABLE SLIT-LAMP and important precautions to be observed during its use.



Operational considerations for safety

Before using this adapter, please read carefully the manual for KOWA PORTABLE SLIT-LAMP and the connected camera. After you have finished reading them, please keep the manuals in an easily accessible location for future reference.

Caution



Obligatory

When using this camera connection adapter, tighten the fitting screw and locking screw firmly, otherwise the screw will become loose and the drop will lead to your injury.

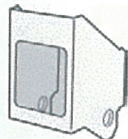
*Only a magnifying power of 10 is available for this adapter.

Do not select a magnifying power of 16 on KOWA PORTABLE SLIT-LAMP when connected to this adapter.

Any camera that is connected to this adapter and KOWA PORTABLE SLIT-LAMP must comply with safety standards of IEC or ISO provisions applicable as a part of medical system. Read respective instruction manuals of KOWA PORTABLE SLIT-LAMP.

Accessories

Barrier filter



Fitting screw



Diffusion cylinder



How to fit

Camera connection adapter

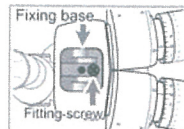
- ① Open the upper cover located on the top of the main unit using with a toothpick or similar device.



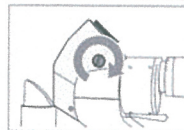
- ② Loosen the locking screws attached to right and left both sides of the camera connection adapter and remove the fixing base.



- ③ Fit the fixing base in the position of the upper cover and tighten it with the fitting screw (Accessories)



- ④ Select magnifying power of 10 of main unit, and confirm that the objective lens do not come forward. Tighten the locking screw of the camera connection adapter with the fixing base.



How to fit

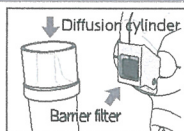
Diffusion cylinder · Barrier filter

〈 Diffusion cylinder 〉

Swing the Slit-projector from center and fit the diffusion cylinder to the projection.

〈 Barrier filter 〉

Fit the barrier filter to the camera adapter.



Kowa Company, Ltd.

World Sales Headquarters
4-14, Nihonbashi-honcho 3-chome,
Chuo-ku, Tokyo 103-8433, Japan
Phone : +81(3)3279-7639
Facsimile: +81(3)3279-7541
E-mail : life@kowa.co.jp
URL : http://www.kowa.co.jp/e-life/

Kowa Company, Ltd. Chofu Factory
3-1, Chofugaoka 3-chome, Chofu, Tokyo
182-0021, Japan

Kowa Company, Ltd. Hamamatsu Factory
3-1, Shinmyakoda 1-chome, Kita-ku, Hamamatsu,
Shizuoka 431-2103, Japan

Kowa American Corporation
20001 South Vermont Avenue, Torrance, CA 90502, U.S.A.
Phone : +1(310)327-1913
Facsimile: +1(310)327-4177
E-mail : kowa-usa-info@kowa.com
URL : http://kowa-usa.com/

Kowa Optimed Deutschland GmbH
Bendemannstrasse 9, 40210 Duesseldorf, Germany
Phone : +49(211)5421840
Facsimile: +49(211)54218410
E-mail : medicalde@kowaoptimed.com
URL : http://www.kowamedical.com

